

2024

Upute za korištenje Easy Chair sustava

Autori



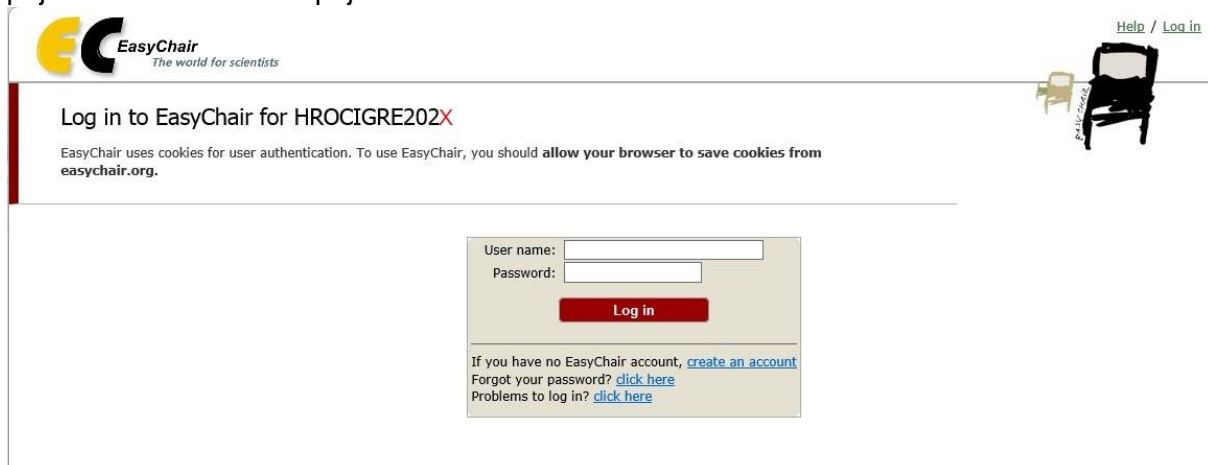
Upute za korištenje EasyChair sustava HRO CIGRE 2024 - AUTORI

Prijava referata

Ako ste već koristili EasyChair na 16. Savjetovanju ili prije tada ne trebate otvoriti račun. Za one koji se prvi put prijavljuju stvara se novi račun – **korak 1**. Oni koji imaju već otvoreni račun mogu ići na **korak 2**. Prijava sažetaka.

Korak 1. Otvaranje korisničkog računa

1. Kada kliknete na link koji ste dobili:
<https://easychair.org/conferences/?conf=hrocigre2024>
pojavi vam se ekran za prijavu



i potrebno je kliknuti na [create an account](#).

Tekst na ekranu u izvornom obliku glasi:


If you have not EasyChair account, [create an account](#).

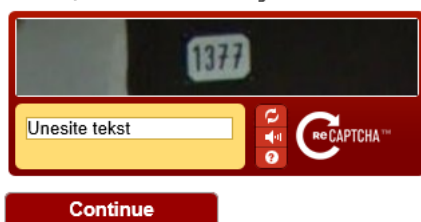
2. Klikom na njega pojavljuje se novi ekran:

Create an EasyChair Account: Step 1

To use EasyChair, one should first create an account. The procedure for creating an account is the following.

1. You should type the text that you see in the image below and click on "Continue".
2. If you type the text correctly, you will be asked to fill out a simple form with your personal information.
3. After you filled out the form, EasyChair will send you an email with a link that you can use to complete the account creation.

Enter the text you see in the box. Doing so helps us to prevent automated programs from abusing this service. If you cannot read the text, click the reload image  next to the text.



Create on EasyChair Account: Step 1

Potrebno je utipkati riječ koju vidite na slici (najčešće brojevi, ali može biti i tekst) i pritisnuti „Continue“.

3. Ako ste utipkali ispravno, pojaviti će se novi ekran:

Create an EasyChair Account: Step 2

Please fill out the following form. The required fields are marked by (*)

Note that **the most common reason for failing to create an account is an incorrect email address** so please type your email address correctly.

First name [†] (*):	<input type="text"/>
Last name (*):	<input type="text"/>
Email address (*):	<input type="text"/>
Retype email address (*):	<input type="text"/>

[Continue](#)

[†] Note: leave first name blank if you do not have one. If you are not sure how to divide your name into the first and last name, [read the Help article about names.](#)

You may also be interested about [our policy for using personal information.](#)

gdje se unose osobni podaci (ime, prezime i mail). E-mail adresa se tipka još jednom da bi se izbjegla eventualna pogreška u tipkanju. Zato provjerite da li ste točno utipkali adresu jer ona je ključni podatak vaše daljnje komunikacije.

Potvrdite unos.

4. Nakon što unesete podatke dobit ćete e-mail na vašu e mail adresu s linkom za stvaranje osobnog računa na EasyChair-u.



pon 8.2.2016 20:30

EasyChair <noreply@easychair.org>

EasyChair account confirmation

Prima act-plavec@vz.htnet.hr

 Uklonili smo dodatne prijelome redaka u ovoj poruci.

Dear Pero Perić,

We received a request to create an EasyChair account for you. To create an EasyChair account, please click this link:

<https://easychair.org/account/create.cgi?code=FYWRDKc6WW1VGH4mU4qS>

Best regards,

EasyChair.

Please do not reply to this email. This email address is used only for sending email so you will not receive a response.

5. Klikom na link idete na zadnji ekran za prijavu:

Create an EasyChair Account: Last Step

Hello Pero Perić! To complete the creation of your account please fill out the following form. You should create the account within 20 minutes, otherwise you will have to fill out this form from scratch.

User names are case-insensitive

User name:

First name[†]:

Last name (*):

Company/organization (*):

Web site:

Phone (*):

Address, line 1 (*):

Address, line 2:

City (*):

Post code (*):

State (US only) (*):

Country (*):

Password (*):

Retype the password (*):

Create my account

[†] Note: leave first name blank if you do not have one. If you are not sure how to divide your name into the first and last name, [read the Help article about names](#). You may also be interested about [our policy for using personal information](#).

Prvo ispunjavate vaše korisničko ime. U pravilu je to kombinacija slova imena i prezimena.

Možete koristiti korisničko ime koje već imate na nekom drugom računu tipa Gmail, Facebook,...

EasyChair provjerava da li već postoji i ako ne postoji dozvoljava vam da idete na ime tvrtke (ime i prezime već ima).

Zadnji korak je lozinka (Password). Ona se tipka dva puta i budite oprezni da utipkate ono što želite. Pazite na velika i mala slova. Po završetku pritisnite na dnu ekrana:

Create my account

Nakon toga pojavljuje se novi ekran s tekстом:

Account Created

Your EasyChair account has been created.

To log in for [click here](#).

Sada se možete prijaviti sa svojim korisničkim imenom i lozinkom.



Log in to EasyChair for HROCIGRE202X

EasyChair uses cookies for user authentication. To use EasyChair, you should **allow your browser to save cookies from easychair.org**.

User name:	<input type="text"/>
Password:	<input type="password"/>
<input type="button" value="Log in"/>	
If you have no EasyChair account, create an account	
Forgot your password? click here	
Problems to log in? click here	

Korak 2. Prijava Sažetaka (za autore)

1. Prijavite se u HROCIGRE2024 sustav na EasyChair-u (EC).
2. <https://easychair.org/conferences/?conf=hrocigre2024>

Ako ste novi korisnik kliknite na [enter as an autor](#) . Ako ste stari korisnik, izaberete konferenciju HRO CIGRE 2024 i ulogu (rolu) autora.



3. Izaberete preferencijalnu temu – Track (1 – 2) u koji pripada vaš referat.

Submissions	Reviews	Status	View bids	Assignment	PC	Events	Email	Administration	Help	Conference ↶	News	EasyChair
-------------	---------	--------	-----------	------------	----	--------	-------	----------------	------	--------------	------	-----------

Select a Track

Please select the track relevant for your submission and click "Continue".

Track: *

1. TEHNOLOŠKI ISKORACI (B5/C2/D2)/TECHNOLOGICAL IMPROVEMENTS (B5/C2/D2)

2. REGULATORN IZAZOVI (C1/C5/C6)/REGULATORY CHALLENGES (C1/C5/C6)

4. Slijedi prijava autora:

Author Information

For each of the authors please fill out the form below. Some items on the form are explained here:

- **Email address** will only be used for communication with the authors. It will not appear in public \
- **Web site** can be used on the conference Web pages, for example, for making the program. It sho
- Each author marked as a **corresponding author** will receive email messages from the system ab
- One of the authors should be marked as a **speaker**. If you are not sure, choose your best guess.

Author 1 ([click here to add yourself](#)) ([click here to add an associate](#))

First name[†] (*):

Last name (*):

Email (*):

Country (*):

Organization (*):

Web site:

corresponding author

Author 2 ([click here to add yourself](#)) ([click here to add an associate](#))

First name[†] (*):

Last name (*):

Email (*):

Country (*):

Organization (*):

Web site:

corresponding author

Author 3 ([click here to add yourself](#)) ([click here to add an associate](#))

First name[†] (*):

Last name (*):

Email (*):

Country (*):

Organization (*):

Web site:

corresponding author

[Click here to add more authors](#)

Ako ste vi prvi autor, dovoljno je kliknuti pod Autor 1 ([click here to ad yourself](#)).

Na kraju imate kućicu da li želite da korespondencija ide na vas.

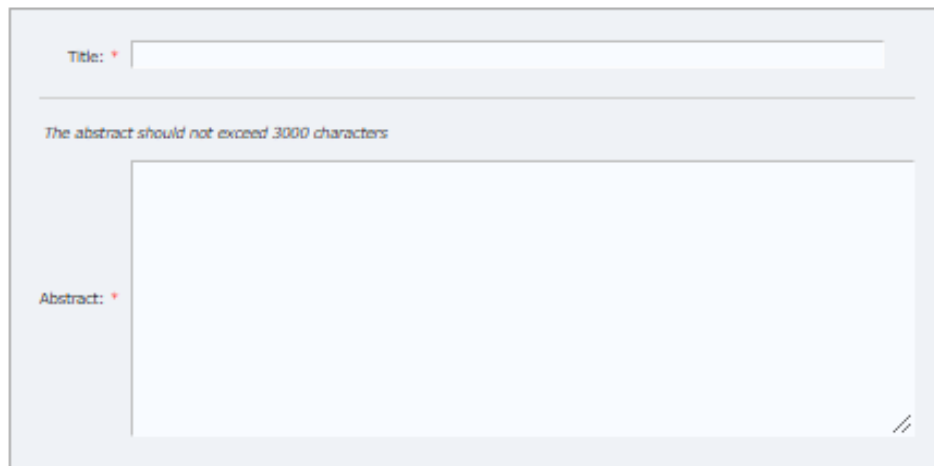
Slijedi unos ostalih autora. Ako su kojim slučajem i oni registrirani na EasyChair-u pogledajte na [click here to add associate](#) pa ih možete jednostavno dodati jednim klikom.

5. Po završetku unosa autora ide unos naziva, sažetka i ključnih riječi.

Naziv - Title

Sažetak – Abstract oko 300 riječi (ne više od 3.000 znakova)

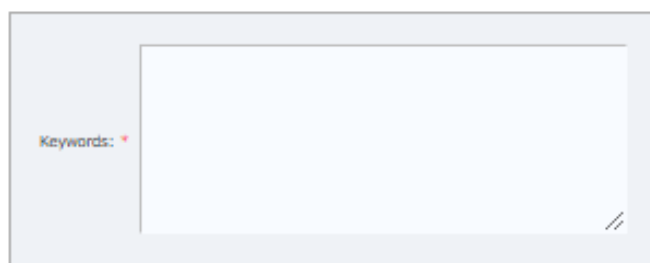
Ključne riječi – Keywords (unose se barem tri riječi **i svaka ide u novi red**).



The screenshot shows a form with two main sections. The top section is labeled 'Title: *' and contains a single-line text input field. Below this is a horizontal line, followed by the instruction 'The abstract should not exceed 3000 characters'. The bottom section is labeled 'Abstract: *' and contains a large, multi-line text area for entering the abstract. A small double-slash icon is visible in the bottom right corner of the text area.

Keywords

Type a list of keywords (also known as key phrases or key terms), **one per line** to characterize your submission. You should specify at least three keywords.



The screenshot shows a form with a single section labeled 'Keywords: *'. It contains a multi-line text area for entering a list of keywords, one per line. A small double-slash icon is visible in the bottom right corner of the text area.

6. Izabere se preferencijalna tema – Topics (označi se kvadratić, samo jedan!).
7. Za prijavu referata ne trebate učitati datoteku referata u **Word .docx** formatu!

Topics

Please select topics relevant to your submission from the following list. Topics are typically used for assigning submissions to reviewers and for conference analytics.

<input type="checkbox"/> 1.1. Analiza i praćenje podataka u trafostanicama za održavanje elemenata EES-a i unapređenje pouzdanosti / Analysis and monitoring of substation data for power system elements maintenance and reliability improvement	<input type="checkbox"/> 1.2. Utjecaj energetske elektronike na sheme zaštite i upravljanja elektroenergetskim sustavom / The impact of power electronics on power system protection and management schemes
<input type="checkbox"/> 1.3. Izazovi u upravljanju, mjerenjima i zaštiti u elektroenergetskoj mreži s distribuiranom proizvodnjom / Challenges in management, measurement and protection in power networks with distributed generation	<input type="checkbox"/> 1.4. Virtualizacija, simulacijska ispitivanja i digitalni blizanci za konf. i testiranje zaštitnih i upravljačkih shema u EES / Virtualization, simulation tests and digital twins for configuration and testing of power system protection and control schemes
<input type="checkbox"/> 1.5. Pogon EES-a s osvrtom na oscilacije i inerciju u elektroenergetskom sustavu / Oscillations and inertia in power system operation	<input type="checkbox"/> 1.6. Optimizacija korištenja korektivnih mjera u pogonu elektroenergetskog sustava / Corrective measures optimization in power system operation
<input type="checkbox"/> 1.7. Suvremeni sustavi podrške vođenju u dispečerskim centrima / Modern system control support systems in control centers	<input type="checkbox"/> 1.8. Koordinacija rada operatera prijenosnog i distribucijskog sustava / Coordination of transmission and distribution system operators
<input type="checkbox"/> 1.9. Utjecaj nove regulative RH na vođenje EES-a (planiranje pogona, rezervacije, angažiranost) / Impact of the new power system control regulation in the Republic of Croatia (planning, reserves, engagement)	<input type="checkbox"/> 1.10. Tehnološki iskoraci u vođenju EES-a omogućeni automatizacijom i inovativnom upotrebom podataka / Technological improvements in the power system management as a result of automation and innovative use of data
<input type="checkbox"/> 1.11. Izazovi podizanja razine kibernetičke sigurnosti EES-a u svjetlu povećanih rizika i nove regulative / Challenges of power system cyber security improvement in the light of increased risks and new regulations	<input type="checkbox"/> 1.12. Mrežne tehnologije, komunikacijska arhitektura i održavanje postojećih tehničkih sustava / Network technologies, communication architecture and maintenance of existing technical systems

Files

Paper. Upload your paper. The paper must be in Word open XML format (file extension .docx)

Nije odabrana niti jedna datoteka.

Ready?

If you filled out the form, press the 'Submit' button below. **Do not press the button twice: uploading may take time!**

Submit

8. Potvrdi se unos na **Submit**.

Sustav vas obavještava da je vaš rad uspješno predan ili ako postoji da je nadopunjen.

Submissions	Reviews	Status	View bids	Assignment	PC	Events	Email	Administration	Help	Conference ↻	News	EasyChair
-------------	---------	--------	-----------	------------	----	--------	-------	----------------	------	--------------	------	-----------

Submission 1

The submission information is shown below.

The submission has been updated!

Submission 1	
Title	Testni referat
Track	1. TEHNOLOŠKI ISKORACI (B5/C2/D2)/TECHNOLOGICAL IMPROVEMENTS (B5/C2/D2)
Author keywords	EES OIE Solarne elektrane Vjetroparkovi
Topics	1.7. Suvremeni sustavi podrške vođenju u dispečerskim centrima / Modern system control support systems in control centers

Predaja referata

Korak 3. Izmjene na prijavi referata i predaja referata

Predane prijave referata sa sažetkom mogu se promijeniti ponovnim logiranjem u EC sustav i klikom na "**Submission N**" pojaviti će se u gornjem desnom kutu information meni koji će vam pomoći u modifikaciji prijave referata. N je broj prijave vašeg referata u EC sustav.

New Submission Submission 1 Help Conference News EasyChair

HROCIGRE2024 Submission 1

If you want to **change any information** about your paper, use links in the upper right corner.
For all questions related to processing your submission you should contact the conference organizers. [Click here to see information about this conference.](#)

Update information
Update authors
Add file
Withdraw

Submission 1	
Title	Testni referat
Track	1. TEHNOLOŠKI ISKORACI (B5/C2/D2)/TECHNOLOGICAL IMPROVEMENTS (B5/C2/D2)
Author keywords	EES OIE Solarne elektrane Vjetroparkovi
Topics	1.7. Suvremeni sustavi podrške vođenju u dispečerskim centrima / Modern system control support systems in control centers
Abstract	Obnovljivi izvori energije u hrvatskom se Zakonu o energiji definiraju kao: „izvori energije koji su sačuvani u prirodi i obnavljaju se u cijelosti ili djelomično, posebno energija vodotoka, vjetra, neakumulirana sunčeva energija, biodizel, biomasa, bioplin, geotermalna energija itd.“ Obnovljivi izvori energije su: kinetička energija vjetra (energija vjetra) Sunčeva energija biomasa toplinska energija Zemljine unutrašnjosti i vrući izvori (geotermalna energija) potencijalna energija vodotoka (vodne snage) potencijalna energija plime i oseke i morskih valova toplinska energija mora
Submitted	Jan 27, 16:33 GMT
Last update	Jan 27, 17:43 GMT

Authors						
first name	last name	email	country	affiliation	Web page	corresponding?
Nikola	Plavec	nikola@plavec.hr	Croatia	ACT Plavec d.o.o.	http://www.plavec.hr	✓

Mogu se izmijeniti podaci o prijavi referata, autorima referata kao i dodati (predati) referat u **Word .docx** formatu. Kada jednom predate referat možete ga ponovno predati u nadopunjenom obliku. U tom slučaju vam se stariju verzija zamjenjuju nova.